

## Lesson 6: Graphing Rational Functions

### Question #1

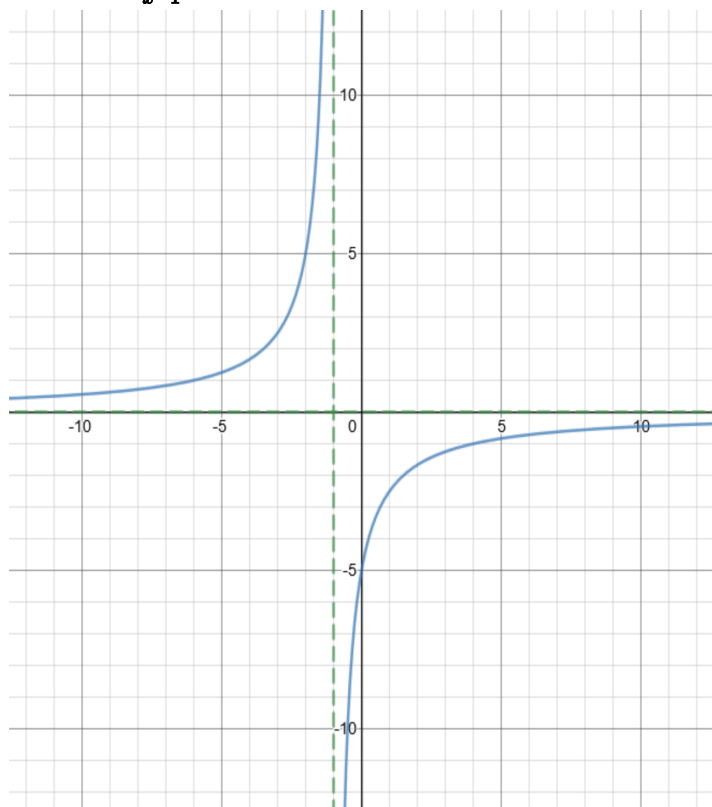
Reference Q.45596

Graph  $y = \frac{-1}{x+2} + 3$  and state the Domain and Range.

### Question #2

Reference Q.45599

Graph  $y = \frac{5}{-x-1}$  and state the Domain and Range.



### Question #3

Reference Q.11791

Give the domain of the following rational function, and state whether each non-permissible value is an asymptote or a hole:

$$f(x) = \frac{(x-9)(x+2)}{(x+4)(x+2)(x-7)}$$

### Question #4

Reference Q.11460

Give the domain of the following rational function, and state whether each non-permissible value is an asymptote or a hole:

$$f(x) = \frac{8x^2 - 18}{2x^2 - 13x + 15}$$

### Question #5

Reference Q.11793

Give the domain of the following rational function, and state whether each non-permissible value is an asymptote or a hole:

$$f(x) = \frac{(2x-9)(x-2)(x+1)}{x^2 - 3x - 5}$$

### Question #6

Reference Q.11900

Does the following function have a horizontal asymptote?

$$f(x) = \frac{(x-9)(x+2)}{(x+4)(x+2)(x-7)}$$

- Explain why or why not.
- State the horizontal asymptote if one exists.

### Question #7

Reference Q.11899

Does the following function have a horizontal asymptote?

$$f(x) = \frac{8x^2 - 18}{2x^2 - 13x + 15}$$

- Explain why or why not.
- State the horizontal asymptote if one exists.

### Question #8

Reference Q.11898

Does the following function have a horizontal asymptote?

$$f(x) = \frac{(2x-9)(x-2)(x+1)}{x^2 - 3x - 5}$$

- Explain why or why not.
- State the horizontal asymptote if one exists.

### Question #9

Reference Q.11903

Determine all necessary information to sketch a graph of the following function:

$$f(x) = \frac{(x-9)(x+2)}{(x+4)(x+2)(x-7)}$$

### Question #10

Reference Q.11902

Determine all of the necessary information needed in order to sketch a graph of the following function:

$$f(x) = \frac{8x^2 - 18}{2x^2 - 13x + 15}$$

### Question #11

Reference Q.11901

Sketch a graph of the following function:

$$f(x) = \frac{(2x - 9)(x - 2)(x + 1)}{x^2 - 3x - 5}$$

### Question #12

Reference Q.11908

What are the x and y intercepts of the following function?

$$f(x) = \frac{(x - 9)(x + 2)}{(x + 4)(x + 2)(x - 7)}$$

### Question #13

Reference Q.11909

What are the x and y intercepts of the following function?

$$f(x) = \frac{8x^2 - 18}{2x^2 - 13x + 15}$$

### Question #14

Reference Q.11910

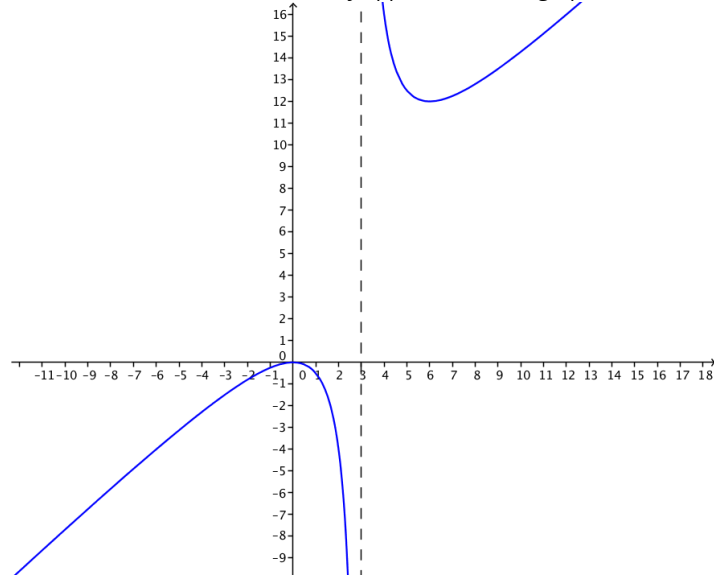
What are the x and y intercepts of the following function?

$$f(x) = \frac{(2x - 9)(x - 2)(x + 1)}{x^2 - 3x - 5}$$

### Question #15

Reference Q.11905

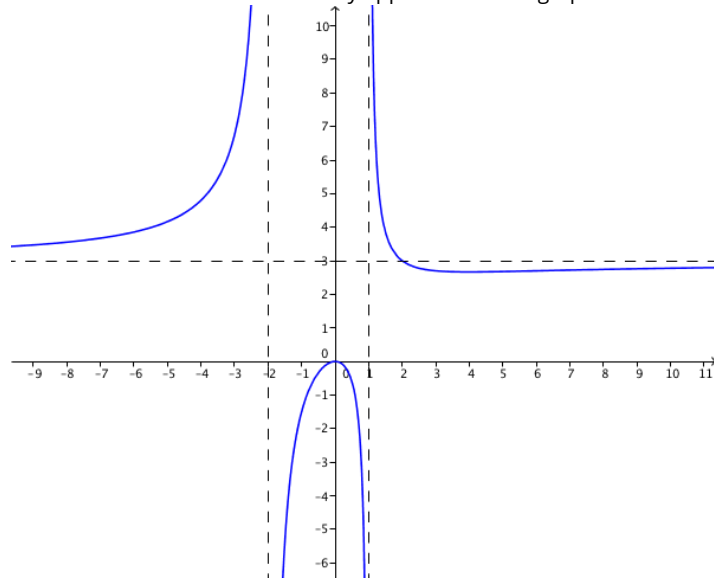
Given the following graph of a function, come up with a possible rational function that would closely approximate this graph:



### Question #16

Reference Q.11904

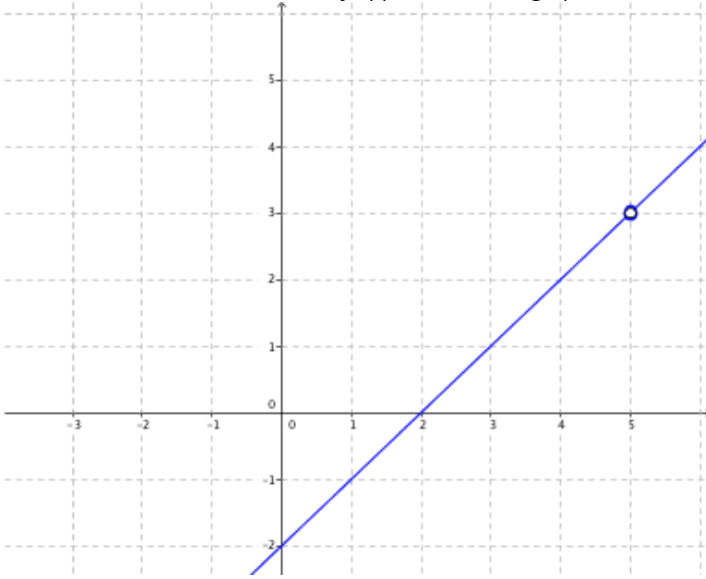
Given the following graph of a function, come up with a possible rational function that would closely approximate this graph:



### Question #17

Reference Q.11906

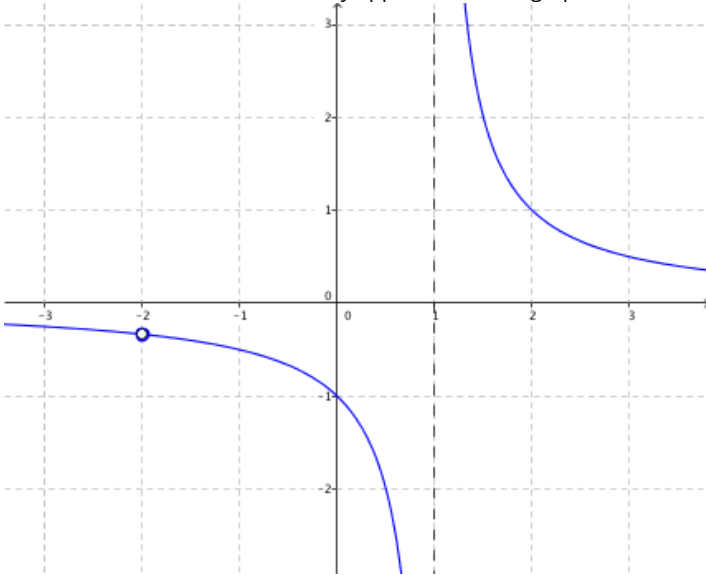
Given the following graph of a function, come up with a possible rational function that would closely approximate this graph:



### Question #18

Reference Q.11907

Given the following graph of a function, come up with a possible rational function that would closely approximate this graph:



### Question #19

Reference Q.11911

The riverboat HMS Theodore can travel at a top speed of 20km per hour. The river's current can be anywhere from 0-30km/h. You are traveling in the HMS Theodore between port A and port B, which is 50km upstream from port A.

- Write a function for the time it would take to get there "T" as a function of the speed of the current "c", assuming you are traveling at the Theodore's top speed.
- Graph this function using technology such as [www.desmos.com](http://www.desmos.com).
- Explain what the asymptote represents, and why the graph looks like it does, especially near the asymptote.

### Question #20

Reference Q.11912

[Interesting thought! The invention of the airplane in the beginnings of the 20th century has changed the world and cultures many times over. It's not just the ease of transportation - it's Industries, Global Trade, National Economics, even Wars... the impact has been beyond measure!] You are flying from Calgary to Orlando, a distance of 2309 miles in a Boeing 777 which has a top speed of 590 mph. You are traveling in a headwind the whole way.

- Write a function for the time it would take to get there "T" as a function of the speed of the headwind "h", assuming you are traveling at the plane's top speed.
- Graph this function using technology such as [www.desmos.com](http://www.desmos.com).
- Explain what the asymptote represents, and why the graph looks like it does, especially near the asymptote.